

Make number equations from the numbers and signs given below.
Write them in the spaces provided.

3. = 4 16 + 20

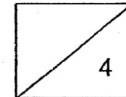



4. 18 14 = 4



END OF PAPER

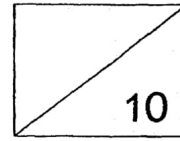
Have you checked your work?





4

Red Swastika School
Primary 1
Milestone Check 1
Mathematics



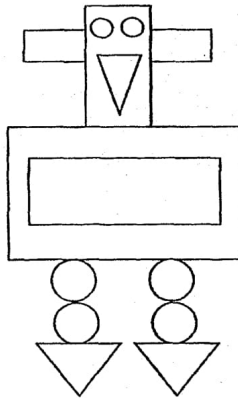
Name: _____ () Date: _____

Class: 1 _____

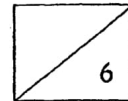
Duration: 30 minutes


Fill in the blanks with the correct answers. (2 marks each)

Study the picture below and answer the questions that follow.


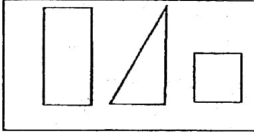


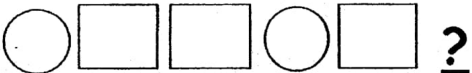

1. There are _____ circles.
2. There are _____ triangles.
3. There are _____ more rectangles than triangles.





What comes next in each pattern? Circle the correct shape in the box.

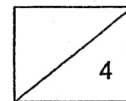
4.  ? 


5.  ? 



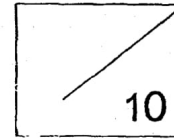
END OF PAPER

Have you checked your work?





Red Swastika School
Primary 1
Milestone Check 2
Mathematics



Name: _____ () Date: _____

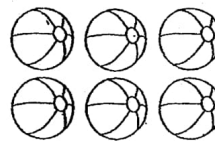
Class: 1 _____

Duration: 30 minutes

Fill in the blanks with the correct answers. (2 marks each)

Write addition and subtraction equations for the pictures shown.

1.

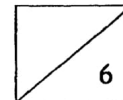



(a) _____ + _____ = _____

(b) _____ - _____ = _____

2. Use three of the four numbers in the box below to make a subtraction equation. Write your equation in the space provided.

12	11
4	7





SCHOOL : RED SWASTIKA PRIMARY SCHOOL

LEVEL : PRIMARY 1


SUBJECT : MATH

TERM : 2019 MILESTONE CHECK (1 & 2)


MILESTONE CHECK (1)

Q 1	Q2	Q3
6	3	2

Q4)



Q5)



MILESTONE CHECK (2)

Q1) A) $9 + 6 = 15$

B) $15 - 9 = 6$

Q2) $11 - 7 = 4$

Q3) $4 + 16 = 20$

Q4) $18 - 4 = 14$